



# The Iraqi Parliament Monitor

[www.miqpm.com](http://www.miqpm.com)

## The Third Quarterly Report 2013 on the Work of the Iraqi Council of Representatives (July, August, September\ 2013)

Supervised by Mizhir Jassim Al-Saadi

Prepared by the project team "Iraqi Parliament Monitor" in Madarik  
Foundation

[www.madarik.org](http://www.madarik.org)

# **The Third Quarterly Report 2013 on the Work of the Iraqi Council of Representatives (July, August, September / 2013)**

## **The Contents:**

- 1- Introduction.
- 2- The Legislative Performance.
- 3- Monitoring Role.
- 4- The Council's Effectiveness (Attendance and Absence).
- 5- The Transparency in the Work of the Council.

The Iraqi Parliament Monitor

[www.miqpm.com](http://www.miqpm.com)

[www.miqpm.orq](http://www.miqpm.orq)

[www.miqpm.net](http://www.miqpm.net)

### **Legislative Performance:**

I: this report outlines the legislative performance of the Council of Representatives (CoR) for 20 sessions, starting from the 4<sup>th</sup> session to the 23<sup>rd</sup> session of the 1<sup>st</sup> term of the 4<sup>th</sup> legislative period, grouped into months as follows:

- 1- July: the 4<sup>th</sup> session to the 12<sup>th</sup> session, 1<sup>st</sup> term of the 4<sup>th</sup> legislative period;
- 2- August: the 13<sup>th</sup> session to the 15<sup>th</sup> session, 1<sup>st</sup> term of the 4<sup>th</sup> legislative period;
- 3- September: the 16<sup>th</sup> session to the 23<sup>rd</sup> session, 1<sup>st</sup> term of the 4<sup>th</sup> legislative period.

II: The number of legislative proposals and drafts that went into the first and second readings and voted on was 65 as follows:

Legislative Stage	Number of Legislative Drafts	Number of Legislative Proposals
First reading	15	4
Second reading	18	6
Passed by voting	20	2

III: Laws enacted and voted on by the CoR during the three months covered by this report can be classified according to their effects as:

Law Classification	Number of Laws
--------------------	----------------

Amendments	8
Regulations	6
Annulment of decrees	1
Treaties and conventions	5
Development	1
Ministries	1

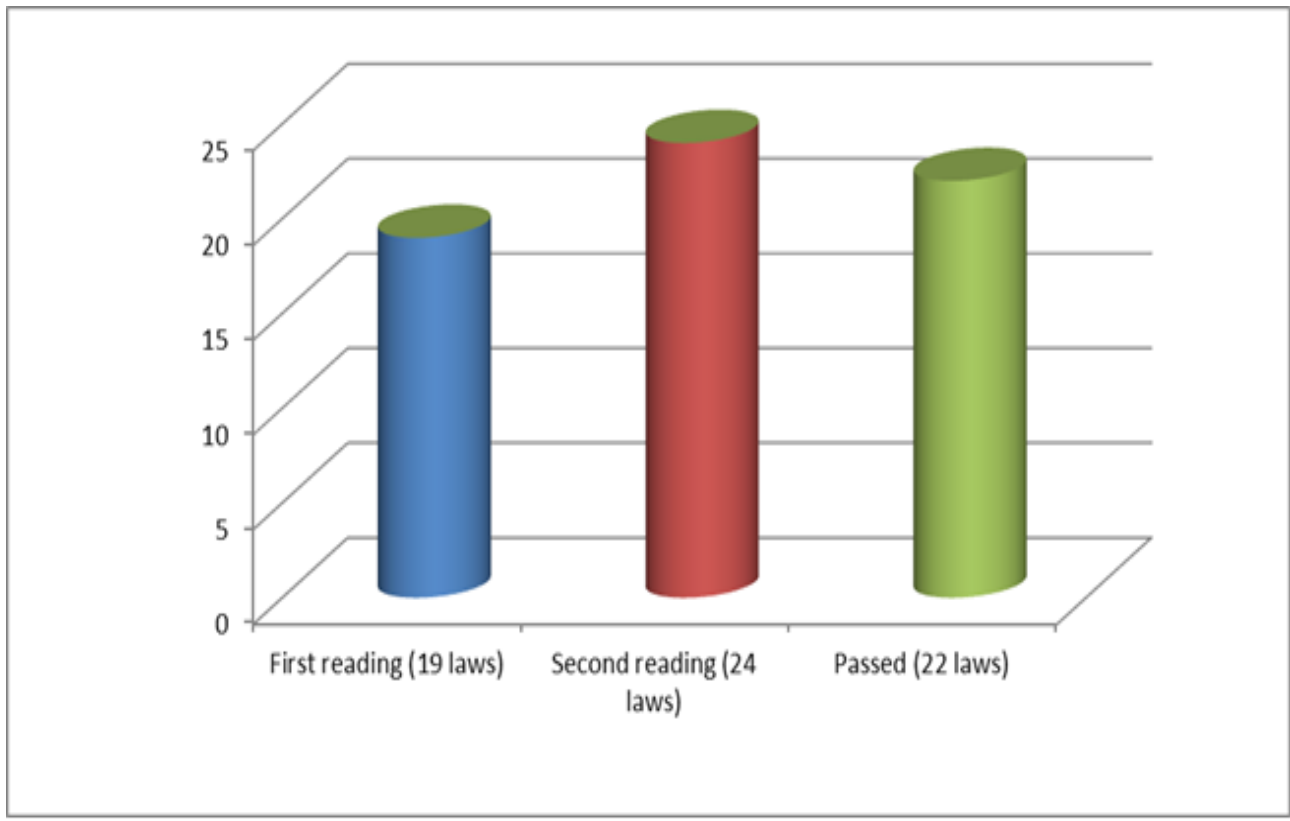
IV: The legislative performance of CoR was as follows:

September witnessed the highest number of legislative actions realized in 32 legislations that passed first or second reading or voted on. Though July came second, 28 legislative actions, it was the first in the number of laws voted on, 11 laws. August came third in the number of legislative actions, 5, and only 4 laws were voted on.

V: During these three months, the CoR broke Article 22 of its rules of procedure on two separate occasions, by holding only one session in a week, which goes against the stipulation of this Article.

VI: The CoR voted to reject two legislations that have passed first and second reading in an antecedent that never occurred throughout the past legislative periods.

### **Summary Chart for the three-month Legislations**



### **The Oversight Role**

I: Though holding hosting sessions is not among the duties of the CoR stipulated by the Constitution or by the rules of procedure, the CoR held the following hosting sessions:

- 1- On 4/7/2013, the CoR hosted H.E. Hoshyar Zeebari, Minister of Foreign Affairs, and H.E. Hadi al-Aamiri, Minister of Transportation, to debate on the legislative draft for ratifying the agreement between the Government of the Republic of Iraq and the Government of the State of Kuwait on regulating water navigation in Khor Abdullah;
- 2- On 27/7/2013, the CoR hosted H.E. Abdul-Kareem Aftan, Minister of Electricity, to debate on the situation of the electricity sector.

## **Session Attendance**

### **I: Average attendance of MPs for the three months**

The average number of MPs attending each session was:

- 1- July: 234
- 2- August: 228
- 3- September: 215

### **II: Number of CoR Work Hours**

The number of work hours is outlined in the following table for the three months covered by this report. The total number of work hours was 84.35, which equals 3.5 full work day, or 12 work days of seven work hours each.

Month	Number of Work Hours
July	38.3
August	12.4
September	33.65
Total	84.35

### **III: MPs Absence**

For 227 sessions since the start of the work of the current CoR till the 23<sup>rd</sup> session, 1<sup>st</sup> term of the 4<sup>th</sup> legislative period, MPs who were the most absent were identified with the number and frequency of their absence occasions:

- 1- **Falah Hasan Mustafa al-Naqeeb**: 158 occasions of absence without excuse (17 successive occasions, 17 successive occasions, 13 successive occasions);
- 2- **Ayad Hashim Husein Allawi**: 59 occasions of absence without excuse (24 successive occasions, 25 successive occasions);
- 3- **Ajeel Hameedi Ajeel**: 75 occasions of absence without excuse (6 successive occasions, 5 successive occasions);
- 4- **Ahmad Abdul-Hadi al-Chalabi**: 65 occasions of absence without excuse (8 successive occasions, 7 successive occasions);
- 5- **Shalan Abdul-Jabbar Ali al-Kareem**: 62 occasions of absence without excuse (17 successive occasions);
- 6- **Hachim Mahdi Salih al-Hasani**: 59 occasions of absence without excuse (9 successive occasions);
- 7- **Ayad Salih Mahdi**: 49 occasions of absence without excuse (32 successive occasions);
- 8- **Hasan Noori Salman al-Alawi**: 41 occasions of absence without excuse (11 successive occasions);

#### **IV: Absentee MPs Classified by their Governorates**

The Governorate of Salahuddeen had the highest percentage of absentees, 14.8%, compared to the percentage for the previous months, 14.5%.

Anbar Governorate came second, 5.9% compared to its previous percentage that was 5.7%.

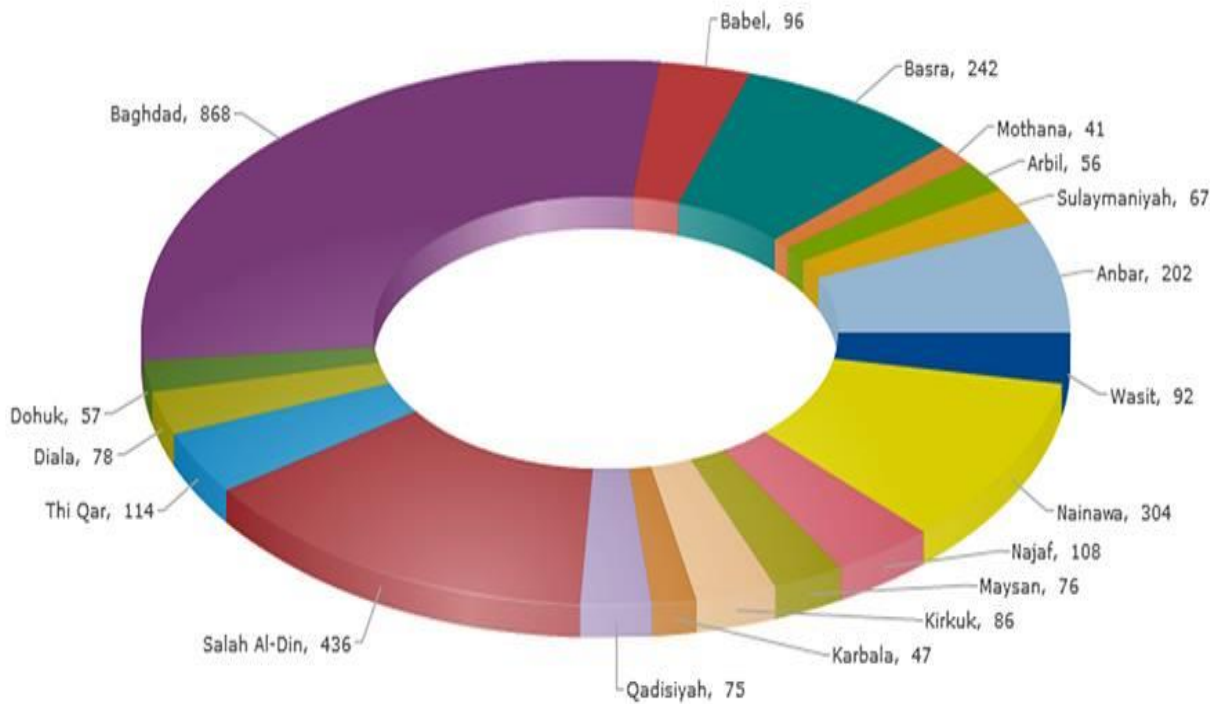
Baghdad Governorate came third, 5.2%, and it kept its same percentage.

Erbil Governorate had the lowest percentage, 1.5%, followed by Sulaimaniya Governorate, 1.6%.

**These percentages are outlined in the following chart:**

## Council of Representatives Facts & Figures

Distribution of Absences by The Provincial House of Representatives





## **Percentage of Parliamentary Blocs' Absence for the Three Months Covered by the Report**

Percentages have shown that Al-Taghyeer (Ghoran) Bloc was the least absent during this period, only 2%, whereas the bloc with the highest absence percentage was the Chaldean Syriac Assyrian People Council, 17%, followed by al-Iraqiya al-Baydha, 11%, and the Jamaa Eslamiya, 10%.

### **Absent MPs by Sex**

The indicators of the Iraqi Parliament Monitor showed that female MPs were the most attendant in the CoR sessions. The percentages of absence for both sexes were:

Female MPs absence percentage: 3%

Male MPs absence percentage: 4.5%

### **Attendance and Absence of MPs for the Three Months' Sessions**

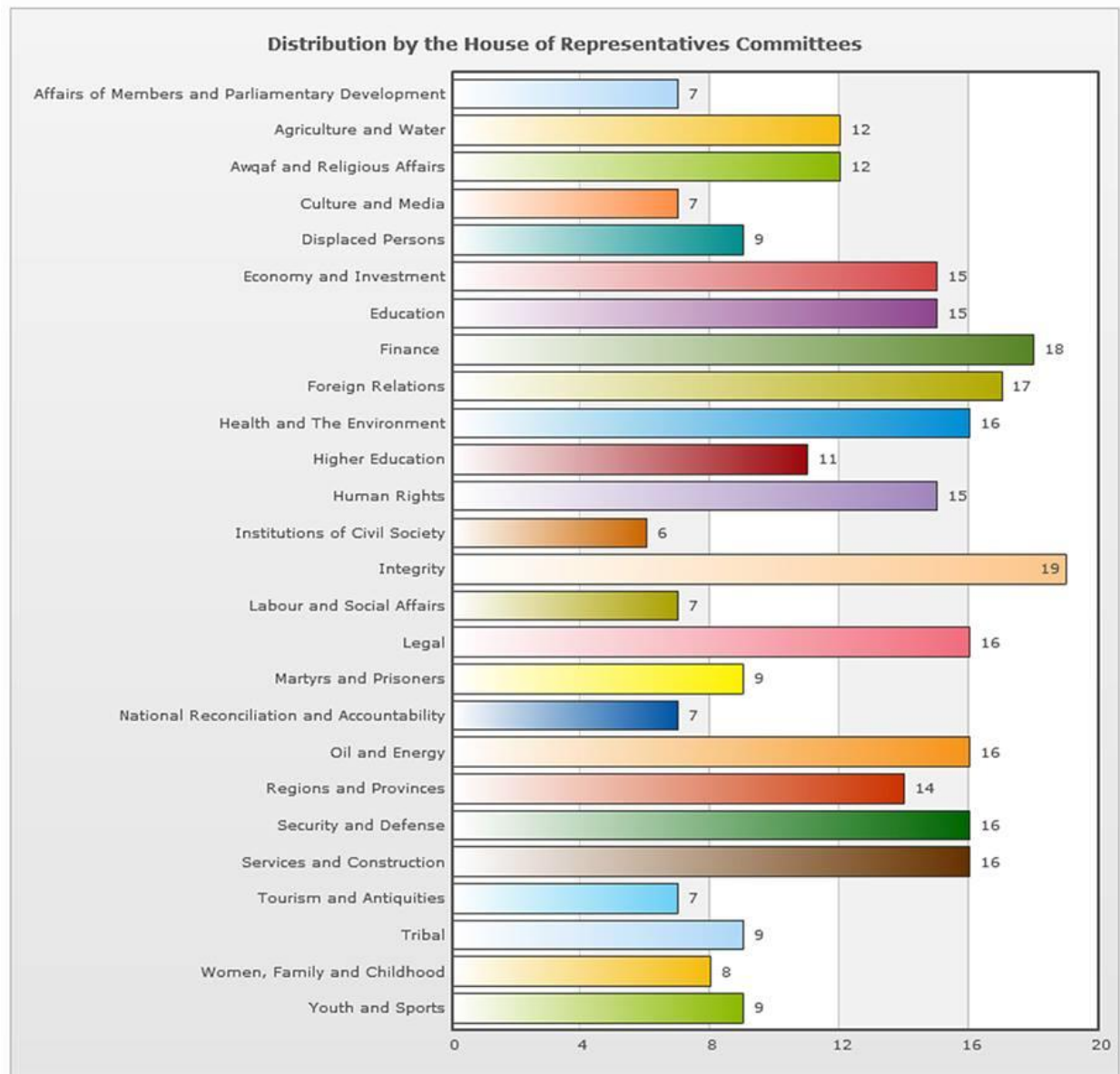
The Iraqi Parliament Monitor team followed up the accumulative attendance and absence occasions of MPs throughout the 20 sessions of the three months to come up with the following numbers:

- 1- 391 MPs were absent without excuse, which equals 6%
- 2- 1593 MPs were absent with an excuse, which equals 24.5%
- 3- 4516 MPs were attendant in total, which equals 69.5%
- 4- The highest number of attendant MPs for the period covered by the report was 247 recorded in session 6 held on 8/7/2013;

5- The lowest number of attendant MPs for the period covered by the report was 187 recorded in session 22 held on 28/9/2013.

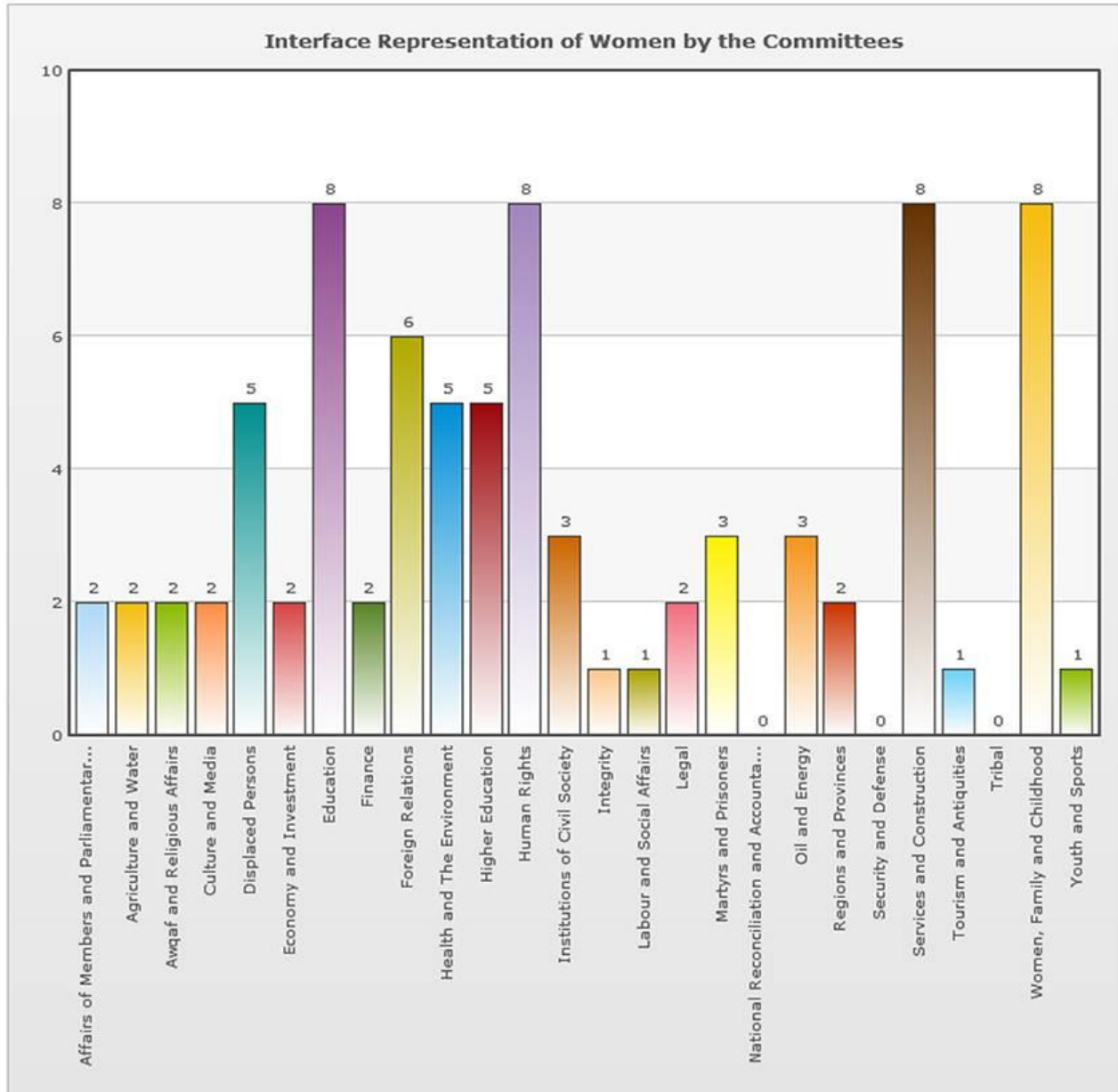
## The Distribution of MPs according to Parliamentary Committees

### Council of Representatives Facts & Figures



## Representation Percentage of Women in the CoR

### Council of Representatives Facts & Figures



### **Number of Agenda Items Tackled and not Tackled**

The CoR has announced in its session agendas the items to be included in each session. There were 186 items announced, 86 of them were tackled on the same session day, whereas 100 items were carried over to another day. We could not follow up the items carried over since they were not tackled successively in later sessions, which means that the CoR includes a number of items in the agenda of a session more than the number that can be actually tackled in a session.